

10 MODII HDR DRST B/A .100CL L

✓ ACTIVE

AMPMODU | [AMPMODU Headers](#)

TE Part # 5-146256-5

TE Internal #: 5-146256-5

[View on TE.com >](#)



Connectors > PCB Connectors > Multiple Configuration PCB Connectors > Multiple Config PCB Headers & Receptacles



PCB Connector Assembly Type: **PCB Mount Header**

PCB Mount Orientation: **Vertical**

Number of Positions: **10**

Centerline (Pitch): **2.54 mm [ .1 in ]**

Contact Type: **Pin**

Features

Product Type Features

PCB Connector Assembly Type	PCB Mount Header
Connector & Contact Terminates To	Printed Circuit Board
Header Type	Breakaway

Configuration Features

Connector Contact Load Condition	Fully Loaded
PCB Mount Orientation	Vertical
Number of Positions	10
Number of Rows	2

Electrical Characteristics

Operating Voltage	30 VAC
Dielectric Withstanding Voltage	750 V

Body Features

Connector Profile	Standard
Post Size	.64 mm[.025 in]

Contact Features

	15 µin
Mating Post Length	5.84 mm[.23 in]
PCB Contact Termination Area Plating Material Finish	Matte
Contact Mating Area Plating Material	Gold



Contact Shape	Square
Contact Underplating Material	Nickel
PCB Contact Termination Area Plating Material	Tin
Contact Base Material	Phosphor Bronze
Contact Type	Pin
Contact Current Rating (Max)	3 A

Termination Features

Termination Post & Tail Length	3.05 mm[.12 in]
Termination Method to Printed Circuit Board	Through Hole

Mechanical Attachment

Strain Relief	Without
Mating Alignment	Without
Panel Mount Feature	Without
PCB Mount Retention	Without

Housing Features

Housing Material	Thermoplastic
Centerline (Pitch)	2.54 mm[.1 in]
Housing Color	Black

Dimensions

PCB Thickness (Recommended)	1.57 mm[.062 in]
Row-to-Row Spacing	2.54 mm[.1 in]

Usage Conditions

High Temperature Housing	Yes
Operating Temperature Range	-65 – 105 °C

Operation/Application

Solder Process Feature	Board Standoff
------------------------	----------------

Industry Standards

Approved Standards	CSA LR7189, UL E28476
UL Flammability Rating	UL 94V-0

Packaging Features

Packaging Quantity	320
Packaging Method	Carton



Product Compliance

For compliance documentation, visit the product page on TE.com>

EU RoHS Directive 2011/65/EU	Compliant
EU ELV Directive 2000/53/EC	Compliant
China RoHS 2 Directive MIIT Order No 32, 2016	No Restricted Materials Above Threshold
EU REACH Regulation (EC) No. 1907/2006	Current ECHA Candidate List: JAN 2019 (197) Candidate List Declared Against: JAN 2019 (197)
Halogen Content	Low Bromine/Chlorine - Br and Cl < 900 ppm per homogenous material. Also BFR /CFR/PVC Free
Solder Process Capability	Pin-in-Paste capable to 260°C

Product Compliance Disclaimer

This information is provided based on reasonable inquiry of our suppliers and represents our current actual knowledge based on the information they provided. This information is subject to change. The part numbers that TE has identified as EU RoHS compliant have a maximum concentration of 0.1% by weight in homogenous materials for lead, hexavalent chromium, mercury, PBB, PBDE, DBP, BBP, DEHP, DIBP, and 0.01% for cadmium, or qualify for an exemption to these limits as defined in the Annexes of Directive 2011/65/EU (RoHS2). Finished electrical and electronic equipment products will be CE marked as required by Directive 2011/65/EU. Components may not be CE marked. Additionally, the part numbers that TE has identified as EU ELV compliant have a maximum concentration of 0.1% by weight in homogenous materials for lead, hexavalent chromium, and mercury, and 0.01% for cadmium, or qualify for an exemption to these limits as defined in the Annexes of Directive 2000/53/EC (ELV). Regarding the REACH Regulations, TE’s information on SVHC in articles for this part number is still based on the European Chemical Agency (ECHA) ‘Guidance on requirements for substances in articles’(Version: 2, April 2011), applying the 0.1% weight on weight concentration threshold at the finished product level. TE is aware of the European Court of Justice ruling of September 10th, 2015 also known as O5A (Once An Article Always An Article) stating that, in case of ‘complex object’, the threshold for a SVHC must be applied to both the product as a whole and simultaneously to each of the articles forming part of its composition. TE has evaluated this ruling based on the new ECHA “Guidance on requirements for substances in articles” (June 2017, version 4.0) and will be updating its statements accordingly.

Also in the Series | AMPMODU Headers

Automotive, Truck, Bus, & Off-Road Headers(2)

Board-to-Board Headers & Receptacles(1571)

Multiple Configuration PCB Connector Contacts (75)

Multiple Configuration PCB Connector Housings (3)

10 MODII HDR DRST B/A .100CL L

TE Part # 5-146256-5  
TE Internal #: 5-146256-5



Multiple Configuration  
PCB Headers &  
Receptacles(4201)




PCB Connector Mounting  
(1)



PCB Connector Shrouds(1)



PCB Latches, Locks &  
Retainers(2)



Standard Rectangular  
Connectors(1)

Customers Also Bought



TE Part #103308-1  
010 LOPRO HDR SP 15DP



TE Part #747844-4  
09 MSFL RCPT RA 318 (IN,  
FM,BL)




TE Part #1-5747150-4  
09 RCPT SP/FMS SCRLK



TE Part #2-5747706-0  
09 RCPT SP/FMS BRDLK



TE Part #5-146280-2  
02 MODII HDR SRST B/A .  
100CL



TE Part #5499910-1  
A/L UNIV HDR 10P VERT  
SHT LAT




TE Part #5-146256-3  
06 MODII HDR DRST B/A .  
100CL L



TE Part #390088-2  
BLACK HSG WITH 15AU  
CONTACT



TE Part #102320-1  
UNIVERSAL HEADER  
LATCH



TE Part #5-146256-7  
14 MODII HDR DRST B/A .  
100CL L

Documents



Product Drawings

10 MODII HDR DRST B/A .100CL L

English

---

CAD Files

3D PDF

3D

Customer View Model

ENG\_CVM\_CVM\_5-146256-5\_E.2d\_dxf.zip

English

Customer View Model

ENG\_CVM\_CVM\_5-146256-5\_E.3d\_igs.zip

English

Customer View Model

ENG\_CVM\_CVM\_5-146256-5\_E.3d\_stp.zip

English

---

Product Environmental Compliance

TE Material Declaration

English

---

Agency Approvals

UL Report

English