




Connectors > PCB Connectors > Wire-to-Board Connectors > FFC, FPC & Ribbon Connectors > Ribbon Cable Connectors >

FEMALE-ON-BOARD CONNECTOR SIDE ENTRY



Connector System: **Board-to-Board**

Number of Positions: **4**

Centerline (Pitch): **1.27 mm [.05 in]**

PCB Mount Retention: **With**

PCB Mount Retention Type: **Kinked Solder Tails**

All FEMALE-ON-BOARD CONNECTOR SIDE ENTRY (45)

Features

Product Type Features

Product Type	Connector
Board Standoff	With
Type of Connector	Female-on-Board
Connector Type	Connector Assembly
Header Type	Shrouded
Connector System	Board-to-Board
Row-to-Row Spacing	1.5 mm
Connector Style	Receptacle
Profile	Standard
Connector & Contact Terminates To	Printed Circuit Board

Configuration Features

Ejection Latches	Without
Number of Positions	4
PCB Mount Orientation	Right Angle

Electrical Characteristics

Operating Voltage	100 VAC
Insulation Resistance	1000 MΩ



Body Features

Daisy Chain	Without
-------------	---------

Contact Features

Contact Termination Area Plating Material	Tin
Contact Design	Dual Beam
Contact Transmits (Typical)	Signal (Data)
Vacuum Tape	Without
Contact Mating Area Plating Thickness	3 – 5 µm[118.11 – 196.85 µin]
Contact Termination Area Plating Thickness	3 – 5 µm[118.11 – 196.85 µin]
Contact Type	Socket
Contact Mating Area Plating Material	Tin
Contact Underplating Material	Nickel
PCB Contact Termination Area Plating Material	Tin
Contact Base Material	Phosphor Bronze
Contact Current Rating (Max)	1.5 A

Termination Features

Termination Post Length	3.1 mm[.122 in]
Termination Method to Printed Circuit Board	Through Hole

Mechanical Attachment

Locking Latch	Without
Polarization	Without
Mating Retention	Without
Mating Alignment	With
Contact Retention in Housing	Press-Fit
PCB Mount Alignment	Without
Panel Mount Feature	Without
PCB Mount Retention	With
PCB Mount Retention Type	Kinked Solder Tails
Mating Alignment Type	Polarization
Mating Connector Lock	Without

Housing Features

Mating Entry Location	Side
-----------------------	------



Housing Material	Polyester - GF
Housing Color	Red
Centerline (Pitch)	1.27 mm[.05 in]

Dimensions

Length	7.1 mm[.27 in]
Height	5.8 mm[.23 in]

Usage Conditions

Operating Temperature Range	-40 – 105 °C
-----------------------------	--------------

Industry Standards

UL Flammability Rating	UL 94V-0
------------------------	----------

Packaging Features

Packaging Quantity	250
Packaging Method	Box & Carton

Product Compliance

For compliance documentation, visit the product page on TE.com>

EU RoHS Directive 2011/65/EU	Compliant
EU ELV Directive 2000/53/EC	Compliant
China RoHS 2 Directive MIIT Order No 32, 2016	No Restricted Materials Above Threshold
EU REACH Regulation (EC) No. 1907/2006	Current ECHA Candidate List: JAN 2019 (197) Candidate List Declared Against: JAN 2019 (197)
Halogen Content	Not Low Halogen - contains Br or Cl > 900 ppm.
Solder Process Capability	Wave solder capable to 265°C

Product Compliance Disclaimer

This information is provided based on reasonable inquiry of our suppliers and represents our current actual knowledge based on the information they provided. This information is subject to change. The part numbers that TE has identified as EU RoHS compliant have a maximum concentration of 0.1% by weight in homogenous materials for lead, hexavalent chromium, mercury, PBB, PBDE, DBP, BBP, DEHP, DIBP, and 0.01% for cadmium, or qualify for an exemption to these limits as defined in the Annexes of Directive 2011/65/EU (RoHS2). Finished electrical and electronic equipment products will be CE marked as required by Directive 2011/65/EU. Components may not be CE marked. Additionally, the part numbers that TE has identified as EU ELV compliant have a maximum concentration of 0.1% by weight in homogenous materials for lead, hexavalent chromium, and mercury, and 0.01% for cadmium, or qualify for an exemption to these limits as defined in the Annexes of Directive 2000/53/EC (ELV). Regarding the REACH Regulations, TE's information on SVHC in articles for this part number is still based on the European Chemical Agency (ECHA) 'Guidance on requirements for substances in articles'(Version: 2, April 2011), applying the 0.1% weight on weight concentration threshold at the finished product level. TE is aware of the European Court of Justice ruling of September 10th, 2015 also known as O5A (Once An Article Always An Article) stating that, in case of 'complex object', the threshold for a SVHC must be applied to both the

MICRO-MATCH FSID P

TE Part # 7-215460-4
TE Internal #: 7-215460-4





product as a whole and simultaneously to each of the articles forming part of its composition. TE has evaluated this ruling based on the new ECHA “Guidance on requirements for substances in articles” (June 2017, version 4.0) and will be updating its statements accordingly.

Compatible Parts

 <p>TE Part # 338095-4 MICRO-MATCH COSIHSG</p>	 <p>TE Part # 7-215083-4 MICRO-MATCH MOW.04P</p>	 <p>TE Part # 215083-4 MICRO-MATCH MOW.04P</p>	 <p>TE Part # 7-215464-4 04P.MICRO-MATCH MOB</p>
 <p>TE Part # 215464-4 04P.MICRO-MATCH MOB</p>	 <p>TE Part # 338728-4 MICROM. MOB SMD CON</p>	 <p>TE Part # 7-338728-4 MICROM. MOB SMD CON</p>	

Also in the Series | Micro-MaTch Industrial

 <p>Pluggable I/O Cable Assemblies(54)</p>	 <p>Ribbon Cable Connectors (203)</p>	 <p>Wire-to-Board Connector Contacts(4)</p>
---	---	--

Customers Also Bought

 <p>TE Part #1483350-3 MICRO-MATCH LEAD 04P 250MM</p>	 <p>TE Part #1483350-1 MICRO-MATCH LEAD 04P 100MM</p>	 <p>TE Part #1-338168-2 9POL HDP20 PLUG</p>	 <p>TE Part #5177983-3 0.8FH,R05H.5,080,08/Sn,TU</p>
--	---	--	---

MICRO-MATCH FSID P

TE Part # 7-215460-4
TE Internal #: 7-215460-4





TE Part #215875-1
4/4 PCB MOD.JACK SE



TE Part #1483351-3
MICRO-MATCH LEAD 06P
250MM



TE Part #826632-7
7P AMPMODU II PIN HDR.
250MM

Documents

Product Drawings

MICRO-MATCH FSID P

English

CAD Files

3D PDF

3D

Customer View Model

ENG_CVM_CVM_7-215460-4_J.2d_dxf.zip

English

Customer View Model

ENG_CVM_CVM_7-215460-4_J.3d_igs.zip

English

Customer View Model

ENG_CVM_CVM_7-215460-4_J.3d_stp.zip

English

Datasheets & Catalog Pages

Micro-MaTch Catalog

English

Ribbon Cable Interconnect Solutions

English

Centerline Micro-Match Connector Series

English

Product Specifications

Product Specification

English

Product Environmental Compliance

MD_7-215460-4_121920172335_dmtec

English

MD_7-215460-4_121920172335_dmtec

English

Agency Approvals



UL Report

English