

MICRO-MATCH FTE,12P

✓ ACTIVE

Micro-MaTch | Micro-MaTch Industrial

TE Part # 1-338068-2

TE Internal #: 1-338068-2

FEMALE-ON-BOARD CONNECTOR TOP ENTRY

[View on TE.com >](#)



Connectors > PCB Connectors > Wire-to-Board Connectors > FFC, FPC & Ribbon Connectors > Ribbon Cable Connectors >

FEMALE-ON-BOARD CONNECTOR TOP ENTRY



Connector System: **Board-to-Board**  
Number of Positions: **12**  
Centerline (Pitch): **1.27 mm [ .05 in ]**  
PCB Mount Retention: **With**  
PCB Mount Retention Type: **Kinked Solder Tails**

[All FEMALE-ON-BOARD CONNECTOR TOP ENTRY \(67\)](#)

Features

Product Type Features

Product Type	Connector
Board Standoff	With
Type of Connector	Female-on-Board
Connector Type	Connector Assembly
Header Type	Shrouded
Connector System	Board-to-Board
Row-to-Row Spacing	1.5 mm
Connector Style	Receptacle
Profile	Standard
Connector & Contact Terminates To	Printed Circuit Board

Configuration Features

Ejection Latches	Without
Number of Positions	12
PCB Mount Orientation	Vertical

Electrical Characteristics

Operating Voltage	100 VAC
Insulation Resistance	1000 MΩ



Body Features

Daisy Chain	Without
-------------	---------

Contact Features

Contact Termination Area Plating Material	Tin
Contact Design	Dual Beam
Contact Transmits (Typical)	Signal (Data)
Vacuum Tape	Without
Contact Mating Area Plating Thickness	3 – 5 µm[118.11 – 196.85 µin]
Contact Termination Area Plating Thickness	3 – 5 µm[118.11 – 196.85 µin]
Contact Type	Socket
Contact Mating Area Plating Material	Tin
Contact Underplating Material	Nickel
PCB Contact Termination Area Plating Material	Tin
Contact Base Material	Phosphor Bronze
Contact Current Rating (Max)	1 A

Termination Features

Termination Post Length	3.1 mm[.122 in]
Termination Method to Printed Circuit Board	Through Hole

Mechanical Attachment

Mating Retention Type	Latch
Polarization	Without
Mating Retention	With
Mating Alignment	With
Contact Retention in Housing	Press-Fit
PCB Mount Alignment	Without
Panel Mount Feature	Without
PCB Mount Retention	With
PCB Mount Retention Type	Kinked Solder Tails
Mating Alignment Type	Polarization
Mating Connector Lock	Without

Housing Features

Mating Entry Location	Top
-----------------------	-----



Housing Material	Polyester - GF
Housing Color	Red
Centerline (Pitch)	1.27 mm[.05 in]

Dimensions

Length	19.8 mm[.779 in]
Height	4 mm[.16 in]
PCB Thickness (Recommended)	1.6 mm[.062 in]

Usage Conditions

Operating Temperature Range	-40 – 105 °C
-----------------------------	--------------

Industry Standards

UL Flammability Rating	UL 94V-0
------------------------	----------

Packaging Features

Packaging Quantity	2500
Packaging Method	Reel

Product Compliance

For compliance documentation, visit the product page on TE.com>

EU RoHS Directive 2011/65/EU	Compliant
EU ELV Directive 2000/53/EC	Compliant
China RoHS 2 Directive MIIT Order No 32, 2016	No Restricted Materials Above Threshold
EU REACH Regulation (EC) No. 1907/2006	Current ECHA Candidate List: JAN 2019 (197) Candidate List Declared Against: JAN 2018 (181)
Halogen Content	Not Low Halogen - contains Br or Cl > 900 ppm.
Solder Process Capability	Wave solder capable to 265°C

Product Compliance Disclaimer

This information is provided based on reasonable inquiry of our suppliers and represents our current actual knowledge based on the information they provided. This information is subject to change. The part numbers that TE has identified as EU RoHS compliant have a maximum concentration of 0.1% by weight in homogenous materials for lead, hexavalent chromium, mercury, PBB, PBDE, DBP, BBP, DEHP, DIBP, and 0.01% for cadmium, or qualify for an exemption to these limits as defined in the Annexes of Directive 2011/65/EU (RoHS2). Finished electrical and electronic equipment products will be CE marked as required by Directive 2011/65/EU. Components may not be CE marked. Additionally, the part numbers that TE has identified as EU ELV compliant have a maximum concentration of 0.1% by weight in homogenous materials for lead, hexavalent chromium, and mercury, and 0.01% for cadmium, or qualify for an exemption to these limits as defined in the Annexes of Directive 2000/53/EC (ELV). Regarding the REACH Regulations, TE’s information on SVHC in articles for this part number is still based on the European Chemical Agency (ECHA) ‘Guidance on requirements for substances in articles’(Version: 2, April 2011), applying the 0.1% weight on weight concentration threshold at the finished

MICRO-MATCH FTE,12P

TE Part # 1-338068-2  
TE Internal #: 1-338068-2



product level. TE is aware of the European Court of Justice ruling of September 10th, 2015 also known as O5A (Once An Article Always An Article) stating that, in case of ‘complex object’, the threshold for a SVHC must be applied to both the product as a whole and simultaneously to each of the articles forming part of its composition. TE has evaluated this ruling based on the new ECHA “Guidance on requirements for substances in articles” (June 2017, version 4.0) and will be updating its statements accordingly.





Compatible Parts

 <p>TE Part # 1-215464-2 12P.MICRO-MATCH MOB</p>	 <p>TE Part # 1-338728-2 MICROM. MOB SMD CON</p>	 <p>TE Part # 8-338728-2 MICROM. MOB SMD CON</p>	 <p>TE Part # 1-215083-2 MICRO-MATCH MOW. 12P.</p>
 <p>TE Part # 1-338095-2 MICRO-MATCH COSIHSG</p>	 <p>TE Part # 8-215464-2 12P.MICRO-MATCH MOB</p>	 <p>TE Part # 8-215083-2 MICRO-MATCH MOW.12P</p>	

Also in the Series | Micro-MaTch Industrial

 <p>Pluggable I/O Cable Assemblies(54)</p>	 <p>Ribbon Cable Connectors (203)</p>	 <p>Wire-to-Board Connector Contacts(4)</p>
---	---	--

Customers Also Bought

 <p>TE Part #1483354-3 MICRO-MATCH LEAD 12P 250MM</p>	 <p>TE Part #1483354-2 MICRO-MATCH LEAD 12P 150MM</p>	 <p>TE Part #1734742-6 .5 FPC VT ZIF Type-A 6 CONT</p>	 <p>TE Part #5-1879208-3 CPF 0402 1K5 0.1% 25PPM 1K RL</p>
--	---	---	---

MICRO-MATCH FTE,12P

TE Part # 1-338068-2  
TE Internal #: 1-338068-2





TE Part #6-1879214-4  
CPF 0402 1K65 0.1%  
25PPM 1K RL



TE Part #8-1879208-9  
CPF 0402 47K 0.1% 25PPM  
1K RL

Documents

Product Drawings  
MICRO-MATCH FTE,12P  
English

CAD Files  
3D PDF  
3D  
Customer View Model  
ENG\_CVM\_CVM\_1-338068-2\_F.2d\_dxf.zip  
English  
Customer View Model  
ENG\_CVM\_CVM\_1-338068-2\_F.3d\_igs.zip  
English  
Customer View Model  
ENG\_CVM\_CVM\_1-338068-2\_F.3d\_stp.zip  
English

Datasheets & Catalog Pages  
Micro-MaTch Catalog  
English  
Centerline Micro-Match Connector Series  
English

Product Specifications  
Product Specification  
English